

Air treatment units with low noise levels

Small air conditioners with low noise levels

Air conditioners with silent operation


GC BNS
series



GC BNS series

Air conditioners with low noise levels GC BNS series

Air conditioners specially designed to offer the highest performance with silent operation. To be located in spaces with the most demanding acoustic criteria.



Double-sided panels and perforated plate with 25 mm interior thermal and acoustic insulation

The quality of DECACLIMA's GC units is guaranteed by the **Eurovent certification**



Main characteristics

- Hygienic construction in accordance with UNE/EN 13053, DIN 1946-4 and ASHRAE 170
- G4 (ISO COARSE 60%) and F9 filtering (ePM1 80%)
- Dirty filter pressure switch
- Plug Fan EC fans with flow regulator or constant pressure
- Extruded aluminium profile with thermal bridge break
- AISI 304 stainless steel condensates tray
- Double-sided and perforated plate panels with 25 mm interior thermal and acoustic insulation
- Perforated plate inside
- Low noise level

Standard finishes

- Galvanised steel interior with perforated plate
- Lacquered sheet exterior
- Modular aluminium structure
- Sanitation baseboard

Options

- High filtering efficiency
- Rock wool panel silencers

Technical characteristics

Model			GC 0.7 BS BNS 0.8 5 1 HO	GC 1.5 BS BNS 1.2 8 1 HO	GC 1.5 BS BNS 1.5 9 1 HO	GC 3.0 BS BNS 2.0 12 1 HO
COOLING CAPACITY ¹		kW	5.0	7.1	9.1	12.0
NOMINAL FLOW RATE		m ³ /h	800	1200	1500	2000
STATIC PRESSURE AVAILABLE		Pa	150	150	150	200
POWER SUPPLY		V	1x200-230 V 50/60 Hz	1x200-230 V 50/60 Hz	1x200-230 V 50/60 Hz	1x200-230 V 50/60 Hz
FAN		Type	PLUG FAN EC	PLUG FAN EC	PLUG FAN EC	PLUG FAN EC
		kW	0.16	0.21	0.28	0.38
COOLING COIL		WATER SIDE LOAD LOSS	kPa	60.0	51.2	49.2
		WATER FLOW RATE IN COIL	l/h	858	1216	1555
OPTIONS	HEATING COIL 45/40°C	HEATING CAPACITY	kW	5.6	8.3	10.4
		WATER SIDE LOAD LOSS	kPa	63.9	58.6	53.8
		WATER FLOW RATE IN COIL	l/h	971	1440	1800
	HEATING COIL 75/65°C	HEATING CAPACITY	kW	8.2	12.2	15.4
		WATER SIDE LOAD LOSS	kPa	20.5	16.5	32.9
		WATER FLOW RATE IN COIL	l/h	724	1065	1352
NOISE LEVEL ²		dB(A)	34	37	41	43

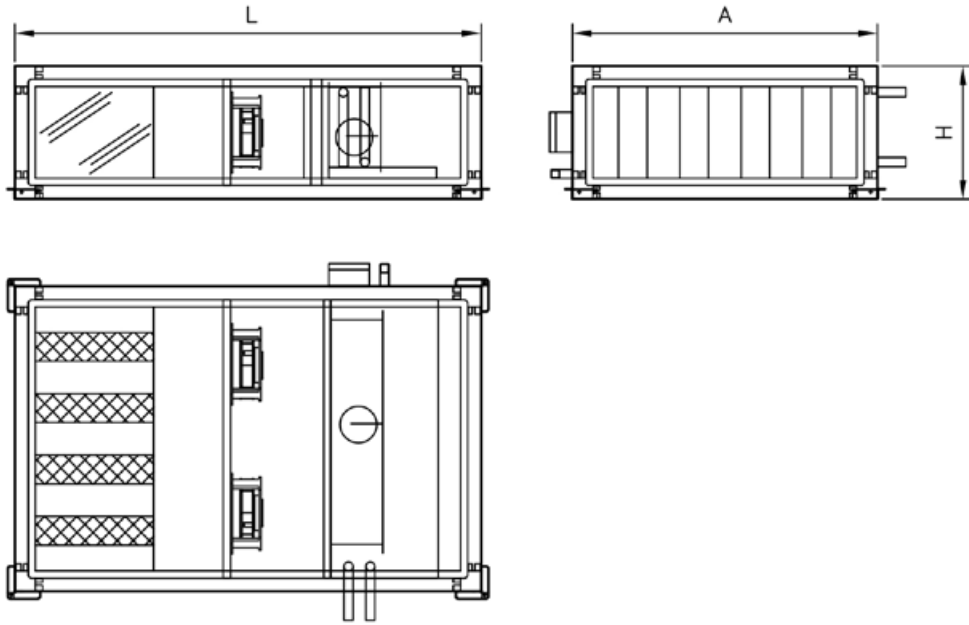
Model			GC 3.0 BS BNS 2.5 15 1 HO	GC 3.0 BS BNS 3.0 18 1 HO	GC 4.5 BS BNS 4.0 24 1 HO
COOLING CAPACITY *		kW	14.9	18.4	24.1
NOMINAL FLOW RATE		m ³ /h	2500	3000	4000
STATIC PRESSURE AVAILABLE		Pa	200	300	300
POWER SUPPLY		V	1x200-230 V 50/60 Hz	3x380-415 V 50/60 Hz	3x380-415 V 50/60 Hz
FAN		Type	PLUG FAN EC	PLUG FAN EC	PLUG FAN EC
		kW	0.66	0.66	1.04
COOLING COIL		WATER SIDE LOAD LOSS	kPa	40.4	44.7
		WATER FLOW RATE IN COIL	l/h	2550	3114
OPTIONS	HEATING COIL 45/40°C	HEATING CAPACITY	kW	17.2	20.7
		WATER SIDE LOAD LOSS	kPa	22.6	48.5
		WATER FLOW RATE IN COIL	l/h	2675	3572
	HEATING COIL 75/65°C	HEATING CAPACITY	kW	25.4	30.8
		WATER SIDE LOAD LOSS	kPa	32.4	34.0
		WATER FLOW RATE IN COIL	l/h	2239	2710
NOISE LEVEL ²		dB(A)	47	44	49

1. Coil water temperature 7/12°C.


2. Inlet sound levels + radiated by the casing calculated at 2 m from the unit.

The nominal cooling capacities under conditions: Return 27°CBS/19°CBH, outdoor temperature 35°CBS. The nominal heating capacities under conditions: Return 20°CBS, outdoor temperature 7°CBS/6°CBH. Range in indoor operating conditions: Cooling 17°CBS to 32°CBS Heating 10°CBS to 28°CBS. Range in outdoor operating conditions: Cooling 10°C to 45°C Heating -7°C to 24°C. Data subject to modifications due to adjustments to the designs without prior notice.

Dimensions mm



Model		GC 0.7 BS BNS 0.8 5 1 HO	GC 1.5 BS BNS 1.2 8 1 HO	GC 1.5 BS BNS 1.5 9 1 HO	GC 3.0 BS BNS 2.0 12 1 HO	GC 3.0 BS BNS 2.5 15 1 HO	GC 3.0 BS BNS 3.0 18 1 HO	GC 4.5 BS BNS 4.0 24 1 HO
WIDTH (A)	mm	800	850	850	950	1100	1100	1300
HEIGHT (H)	mm	340	370	430	474	474	554	580
LENGTH (L)	mm	1300	1300	1300	1420	1420	1600	1600
WEIGHT	kg	45	75	90	110	130	142	152



Innovation in air
treatment units

DECACLIMA COMFORT SOLUTIONS, S.L.

Avda. del Castell, 31
08570 Torelló (Barcelona)
Tel. +34 930 130 703
info@decaclima.com
www.decaclima.com

